




Name \_\_\_\_\_



Choose the correct answer.


Use the tally chart for questions 1-4.


Animals on the Farm		Total
 chicken		3
 goat		5
 cow		

1. How many  are on the farm?

- 5                       2  
 3                       1

2. How many more  than  are on the farm?

\_\_\_\_\_ more 

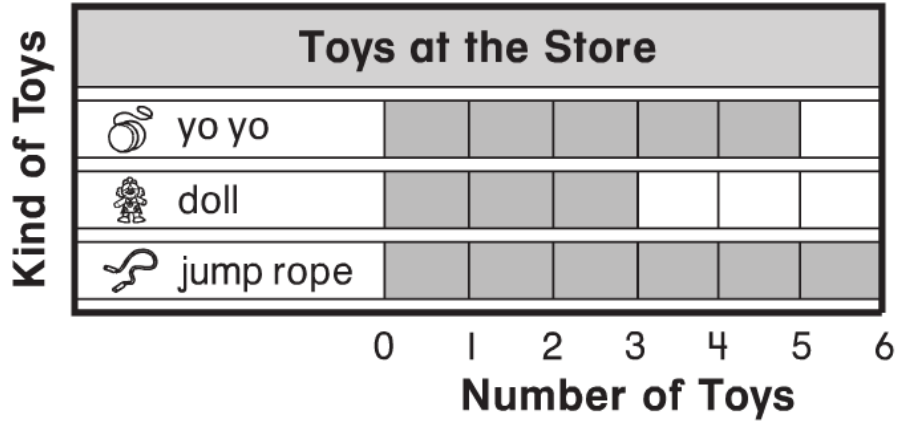
3. There are 5  on the farm. Draw tally marks to show the number 5.

\_\_\_\_\_ 

4. How many animals are on the farm?

- 5                       8  
 10                       2

Use the bar graph to answer questions 5-8.



5. How many more yo yos than dolls?

5

2

3

8

6. The toy store has \_\_\_\_\_ jump ropes.

\_\_\_\_\_ jump ropes

7. The store got 1 more doll. How many dolls are there now?

4

3

1

5

8. How many fewer yo yos than jump ropes?















5

2

1

6

Use the picture graph for questions 9-12.

Our Favorite Sport						
 hockey						
 football						
 soccer						

Each  stands for 1 child.

9. How many more children chose

 than  ?

2

5

6


4

10. How many children

like  ?

\_\_\_\_\_ children

11. How many children picked

 and  ?

3

1

5

7




12. How many students were surveyed?

\_\_\_\_\_ students

**ANSWER KEY**



Choose the correct answer.


Use the tally chart for questions 1-4.


Animals on the Farm		Total
 chicken		3
 goat		5
 cow		

1. How many  are on the farm?

- 5                       2  
 3                       1

2. How many more  than  are on the farm?

  1   more 

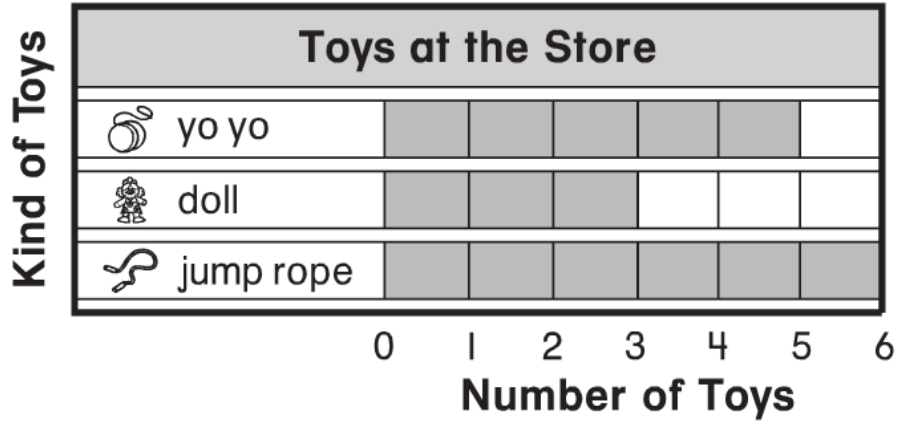
3. There are 5  on the farm. Draw tally marks to show the number 5.





4. How many animals are on the farm?

- 5                       8  
 10                       2

Use the bar graph to answer questions 5-8.



5. How many more  yo yos than  dolls?

5



2

3

8

6. The toy store has \_\_\_\_\_  jump ropes.

\_\_\_\_\_ 6  jump ropes



7. The store got 1 more  doll. How many  dolls are there now?

4

3

1

5

8. How many fewer  yo yos than  jump ropes?















5

2

1


6

Use the picture graph for questions 9-12.

Our Favorite Sport						
 hockey						
 football						
 soccer						

Each  stands for 1 child.

9. How many more children chose

 than  ?

2                       5


6                       4

10. How many children

like  ?

5 children

11. How many children picked

 and  ?

3                       1

5                       7

12. How many students were surveyed?

11 students