

Formative Assessment Task

First Grade: Measurement

Materials:

Measuring sheet, color tiles

Directions:

1. Give the student an attached measuring sheet and a handful of color tiles.
2. Have students use the color tiles to measure and write the length of each arrow.
3. Make sure the students are placing the color tiles next to one another, without overlapping or leaving space between them.

Considerations:

Watch and see if students are placing color tiles end to end with no gaps or overlaps when measuring to get a final total. Also, make sure the student is placing the first tile at the beginning of the object, and stopping at the end without going over.

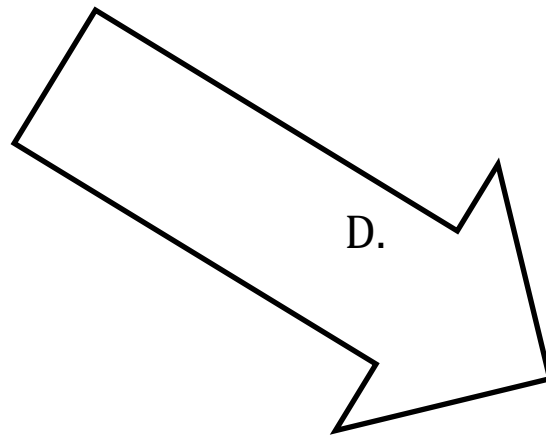
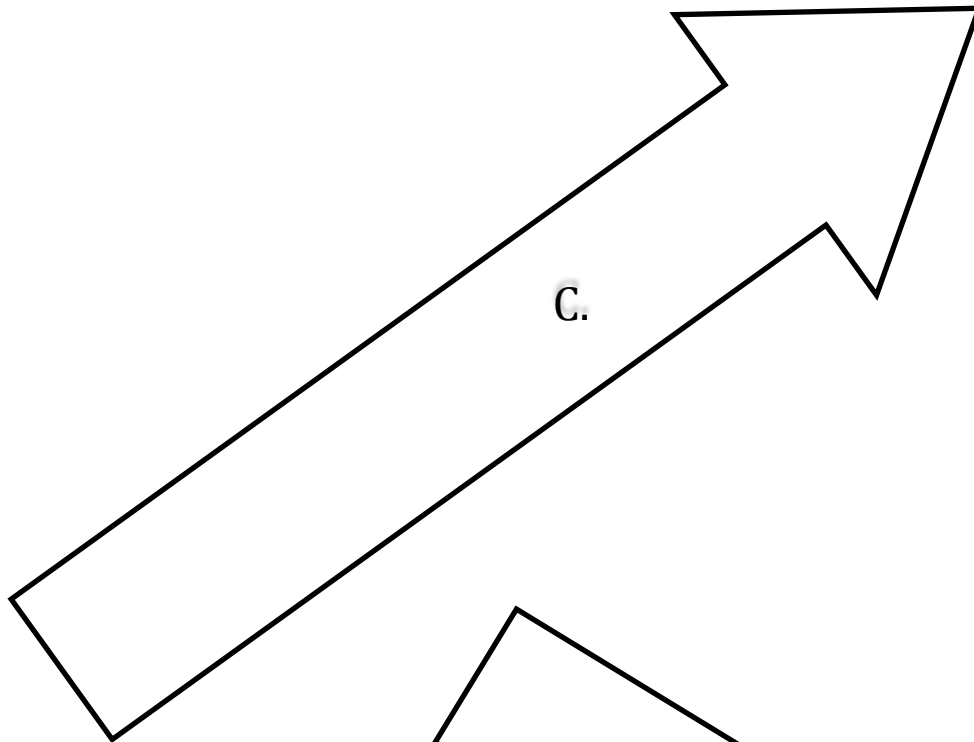
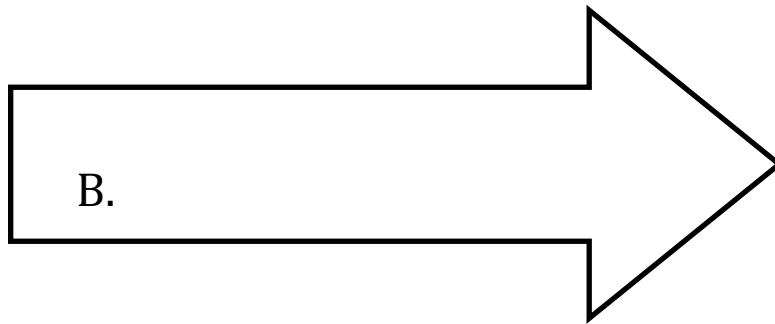

Collecting Data:

Student performance can be scored with a provided task rubric or a rubric created by the teacher. Data can be recorded on a score sheet.

Name:

Date:

Performance Task Unit 10: Three-Dimensional Shapes



Name:

Date:

Performance Task Unit 10: Rubric

Performance Criteria	Points Possible	Notes
1. Student correctly measures each arrow with the color tiles. A. 8 tiles (1 point) B. 4 tiles (1 point) C. 6 tiles (1 point) D. 3 tiles (1 point)	4	
Total Points Earned:		