

Name:

Date:

Performance Task Unit 6: Count and Model Numbers to 120

1. Jaelyn brought 36 markers to art class. Using the chart below, show different ways she can represent the number of markers she brought to class.

Standard Form	Base Ten Language	Expanded Form
36	_____tens_____ones	_____+_____
	<u>Quick Pic</u>	

2. Fill in the missing numbers on this piece of a hundreds chart.


			64	
	72			75
	82			

Name:

Date:

3. Alejandro got 57 dollars for his birthday. He decided to represent the money he got with a quick pic.

The following represents his quick pic:






Do you agree with Alejandro's representation? _____

Explain your thinking.

Name:

Date:

Performance Task Unit 6: Rubric

Performance Criteria	Points Possible	Notes									
<p>1. The student correctly completes the table.</p> <p>1 point for each missing part</p> <table border="1" data-bbox="77 415 732 1031"> <thead> <tr> <th data-bbox="77 415 237 493">Standard Form</th> <th data-bbox="237 415 423 493">Base Ten Language</th> <th data-bbox="423 415 732 493">Expanded Form</th> </tr> </thead> <tbody> <tr> <td data-bbox="77 493 237 663">36</td> <td data-bbox="237 493 423 663">3 tens 6 ones</td> <td data-bbox="423 493 732 663"><u>30</u> + <u>6</u></td> </tr> <tr> <td colspan="3" data-bbox="77 663 732 1031"> <p>Quick Pic</p>  </td> </tr> </tbody> </table>	Standard Form	Base Ten Language	Expanded Form	36	3 tens 6 ones	<u>30</u> + <u>6</u>	<p>Quick Pic</p> 			3 points	
Standard Form	Base Ten Language	Expanded Form									
36	3 tens 6 ones	<u>30</u> + <u>6</u>									
<p>Quick Pic</p> 											
<p>2. Student correctly fills in the missing pieces on the hundred chart.</p> <p>1 point for each missing number</p> <p>61, 62, 63, 64 72, 73, 74, 75 81, 82</p>	6 points										
<p>3. Students disagrees with Alejandro's quick pic. (1 point)</p> <p>Explanation: (1 point) The student explains that Alejandro used 7 tens and 5 ones. He should have used 5 tens and 7 ones. **If student writing is difficult to make sense of the teacher can ask the student to orally explain. (Write down the student response.)</p>	2 points										
<p>Total Points Earned:</p>											